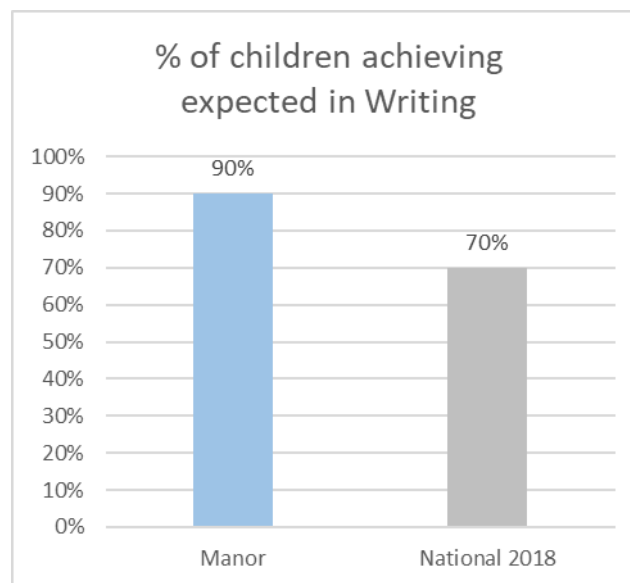
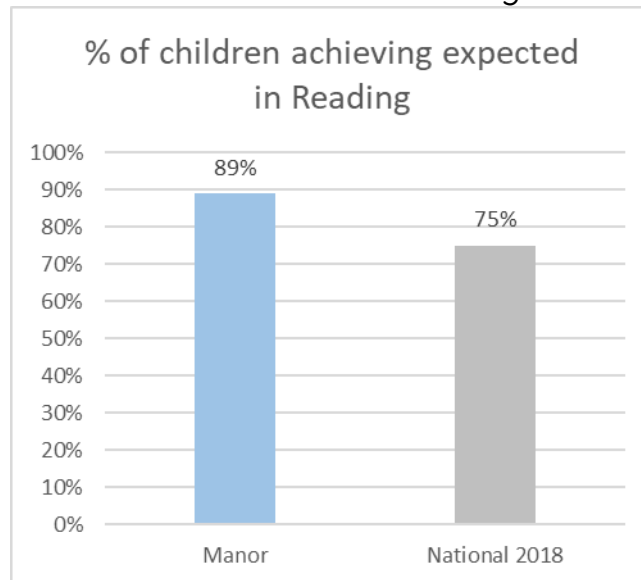




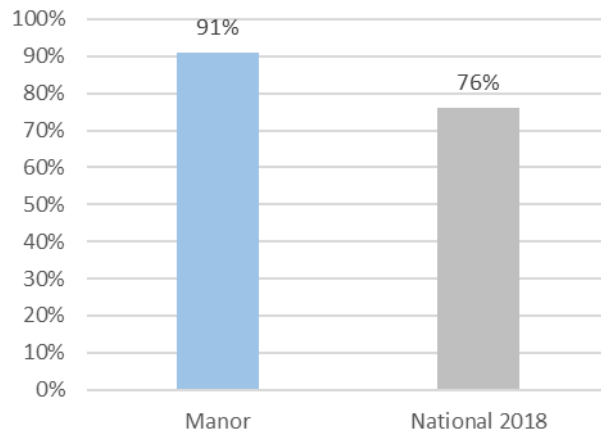
## Key Stage 1 Stanadrds 2019 End of Year 2

In redaing, writing and maths the perentages of children that achieved age related expectosn was above national averages

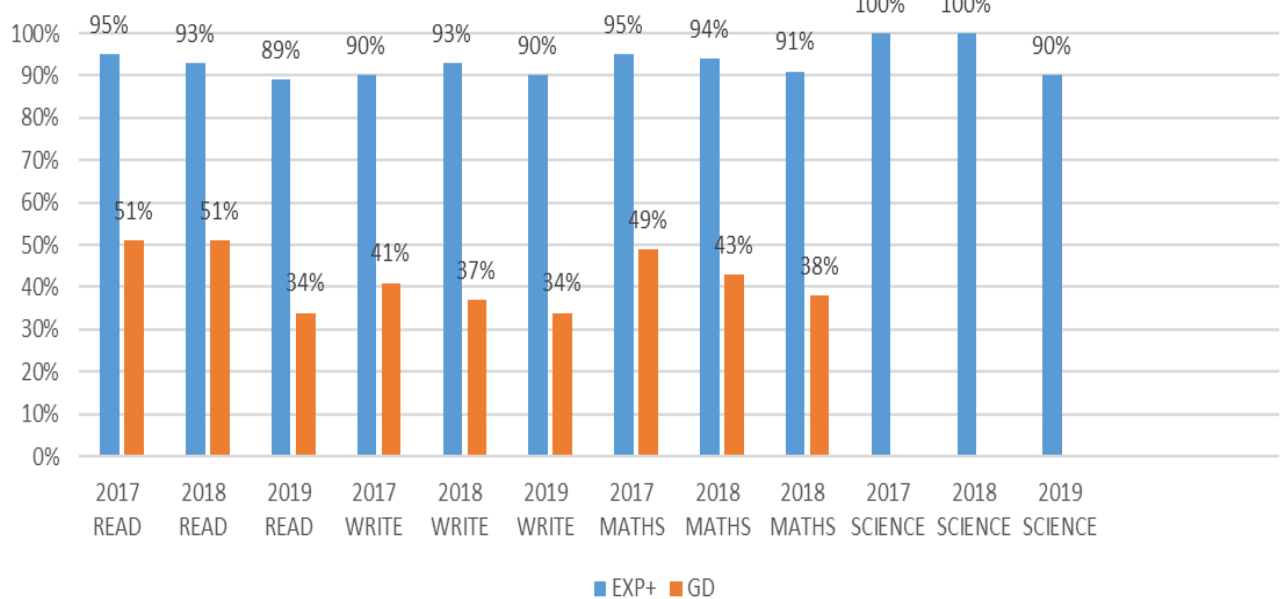




### % of children achieving expected in Maths



### KEY STAGE 1 EXP+/GD 3 YEAR TREND





Standards achieved in reading, writing and maths are significantly above national averages. Greater percentages of children working at greater depth in reading, writing and maths than national averages

### Year 2 2019 Manor Primary Pupil Groups

	No. in Group	2019 School Reading	2018 National	2019 School Greater Depth	2018 National
		EXS+		GD	
ALL	89	89%	75%	34%	26%
BOYS	54	89%	71%	28%	22%
GIRLS	35	89%	80%	43%	29%
DISADVANTAGED	15	87%	79%	20%	29%
OTHER	74	89%	79%	36%	29%
EVER6	15	87%	79%	20%	28%
LAC	0	N/A	76%	N/A	26%
SEN EHCP	2	50%	75%	0%	26%
SEN SUPPORT	14	50%	75%	0%	26%
NON-SEN	73	97%	83%	41%	29%
ENGLISH FL	77	87%	75%	31%	26%
EAL	12	100%	75%	50%	26%

	No. in Group	2019 School Writing	2018 National	2019 School Greater Depth	2018 National
		EXS+		GD	
ALL	89	90%	70%	34%	16%
BOYS	54	91%	63%	28%	1%
GIRLS	35	89%	77%	43%	20%
DISADVANTAGED	15	87%	74%	13%	18%
OTHER	74	91%	74%	38%	18%
EVER6	15	87%	74%	13%	18%
LAC	0	N/A	70%	N/A	16%
SEN EHCP	2	50%	70%	0%	16%
SEN SUPPORT	14	50%	70%	0%	16%
NON-SEN	73	99%	78%	41%	18%
ENGLISH FL	77	88%	70%	31%	16%
EAL	12	100%	70%	50%	16%



	No. in Group	2019 School Maths	2018 National	2019 School Greater Depth	2018 National
		EXS+		GD	
ALL	89	91%	76%	38%	22%
BOYS	54	91%	75%	33%	24%
GIRLS	35	91%	77%	46%	20%
DISADVANTAGED	15	80%	80%	13%	25%
OTHER	74	93%	80%	43%	25%
EVER6	15	80%	79%	13%	24%
LAC	0	N/A	76%	N/A	22%
SEN EHCP	2	50%	76%	0%	22%
SEN SUPPORT	14	57%	76%	0%	22%
NON-SEN	73	99%	84%	47%	25%
ENGLISH FL	77	90%	76%	36%	22%
EAL	12	100%	76%	50%	22%

	No. in Group	2019 School Science	2018 National
		EXS+	
ALL	89	89%	83%
BOYS	54	91%	80%
GIRLS	35	89%	85%
DISADVANTAGED	15	80%	86%
OTHER	74	92%	86%
EVER6	15	80%	86%
LAC	0	N/A	86%
SEN EHCP	2	50%	83%
SEN SUPPORT	14	64%	83%
NON-SEN	73	96%	90%
ENGLISH FL	77	88%	83%
EAL	12	100%	83%